




③

 5/16" Lock Hex Nut

 5/16" Lock Washer

 5/16" Flat Washer

 5/16" Flat-head bolt

22" axel

foam end cap, 48" chassis

01. Rest 48" chassis **grip-side down** on foam end caps.
02. Line up four axel holes with four chassis holes.
03. Secure pieces with Flat-head bolts, flat washers, lock washers and lock nuts.
04. Tighten with 1/2" ratchet tool and 3/16 allen key.
05. Repeat on opposite end with second axel.
06. Line up Swivel Caster plate oval openings with square axel openings - ensuring each wheel base is parallel to axel.
07. Secure each Swivel Caster using round-headed carriage bolts, flat washer, lock washer and lock nuts.
Tighten with 1/2" socket wrench.

BUILD TIME - 45 MINUTES PER SET

ITEM	QUANTITY	DESCRIPTION	USE FOR
1	8	5/16" Flat-head Bolts	Chassis to axel, caster to axel
2	24	5/16" Flat Washers	Chassis to axel, caster to axel
3	24	5/16" Lock Washers	Chassis to axel, caster to axel
4	24	5/16" Lock Hex Nuts	Chassis to axel, caster to axel
5	1	48" Aluminum Chassis	
6	16	5/16" Carriage Bolts	Castors to axel
7	2	22" Aluminum Axels	
8	4	8" x 2" Swivel Casters	Castors to axel
9	1	Pull strap w/ carabiner clip	Clip to Goal Taxi to pull
10	1	Velcro strap	Secure goal to Goal Taxi

GOAL SAFETY !!! GOALS MUST ALWAYS BE ANCHORED AND / OR WEIGHTED AT ALL TIMES.

NEVER STORE GOALS OR EQUIPMENT ON GOAL TAXI.

AT LEAST TWO PEOPLE ARE REQUIRED TO LIFT GOALS ONTO GOAL TAXI. SECURE GOALS WITH VELCRO STRAPS.